


Mini Stacked Storage System

“The design aims at identifying this very intricate space in the world of shelving where storage, display and versatility becomes one. I have moved homes countless of times and it has made me see my belongings in a new light, valuing their ability to adapt to new and ever-changing surroundings to a high degree.”

— Julien De Smedt



Designed by	Julien De Smedt
About the Designer	Julien De Smedt is the founder of JDS Architects, an award-winning, internationally acclaimed studio with an unconventional approach to architecture and design, always working to challenge the existing norms.
Environment	Indoor
Country of Production	Slovenia
Preassembled	Yes - But assembling of configurations or mounting to wall is needed.
Description	The Mini Stacked is a wall-hanging alternative to the Stacked Storage System with a lighter expression and smaller dimensions, available across various sizes and colors. The Mini Stacked Storage System is an elegantly functional match for smaller spaces such as kitchens, hallways, bedrooms, and workplace and hospitality settings.
Material	<p>Modules in PU lacquered MDF or Oak veneered fiberboard. Clips are powder-coated bent steel with rubber inserts.</p> <p>Lacquered versions: Every side is cut out of MDF, glued together, and painted with three layers of PU lacquer.</p> <p>Oak versions: Every side is cut out of fiberboard with oak veneer and glued together.</p>
Cleaning & Care	<p>Natural Oak Modules Avoid using any liquid on Natural Veneer Stacked variants. Remove dust from shelves with a soft cloth. Dry any spillages immediately with a soft cloth following the wood grains. The wood should not be exposed to excessive heat, direct sunlight, or humidity. The wood surface finish will naturally fade over time.</p> <p>Lacquered Modules Clean the modules with a damp cloth. If necessary, only use a mild detergent or washing-up liquid, not concentrated. Always wipe with a dry cloth afterward. To minimize the risk of stains and marks, liquid, grease, etc., should be removed immediately. The wood should not be exposed to excessive heat, direct sunlight, or humidity. Take care when placing or moving objects on the surfaces of Stacked as scratches can quickly occur.</p> <p>Metal Surfaces Powder-coated surfaces: Clean with a moist cloth. If necessary, use a little dish soap on the cloth.</p>
Spare Parts	Each Mini Stacked module comes with Clips in the same color as the module, while Oak comes with two Grey Clips. Extra Clips available in White, Grey, and Brown Green.

Mini Stacked Storage System

Dimensions

Extra Clips (1 pc)

Length:	2,5 cm / 1"
Height:	1,6 cm / 0.63"
Width:	3 cm / 1.18"
Depth:	2,47 cm / 0.97"



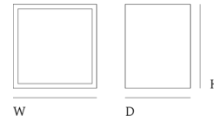
Large

Length:	49,8 cm / 19.5"
Height:	23,9 cm / 9.41"
Width:	49,8 cm / 19.5"
Depth:	26 cm / 10.24"



Medium

Length:	33,2 cm / 13"
Height:	33,2 cm / 13.07"
Width:	33,2 cm / 13.07"
Depth:	26 cm / 10.24"

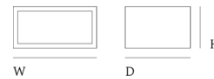


Set of 5

Length:	2,5 cm / 1"
Height:	1,6 cm / 0.63"
Width:	3 cm / 1.18"
Depth:	2,47 cm / 0.97"


Small

Length:	33,2 cm / 13"
Height:	16,6 cm / 6.54"
Width:	33,2 cm / 13.07"
Depth:	26 cm / 10.24"



Ready-to-Ship

White
Light Grey
Oak
Grey
Brown Green



Tests, Labels & Certifications

Safety & Regulations

EAC Certificate
TSCA Title VI - formaldehyde

[Explore Assets](#)

[DOWNLOAD SITE](#)

[Create Your Own](#)

[PRODUCT PLANNER](#)