


Materialien und Oberflächen

Türen - Laminatfarben




Alpino (weiß)
K 1040



Capri (türkis)
K 1326



Clementine (orange)
F 2962



Dali (hellblau)
K 2007



Dark Chocolate
(dunkelbraun) F 2200



Diamond Black (schwarz)
F 2253




Doeskin (beige)
F 2302



Iron (metallgrau)
F 7902




Ocean Grey (schilfgrün)
F 7853



Pale Gold (blassgelb)
F 7882



Pale Olive (blassgrün)
F 3007



Silver (silber weiß)
F 2791


Korpus - Holzsorten




Esche, geölt
ash oil




Esche, geseift
ash soap




Esche, weiß geölt
ash white oil




Eiche, schwarz
oak black



Eiche, geölt
oak oil




Eiche, geseift
oak soap



Eiche, weiß geölt
oak white oil



Eiche, WoodCare
oak woodcare



Walnuss, geölt
walnut oil