

## SG65 “Mami” Kettle

Designed by Stefano Giovannoni in 2003, this kettle is made of 18/10 stainless steel, with an AISI 430 steel magnetic bottom. The handle and whistle are made of polyamide (fig.1).

If the whistle becomes worn, lost, or damaged, you can purchase a replacement at your local Alessi dealer.




Fig. 1

### How to use the kettle

*To use your kettle correctly and enjoyably, please follow these instructions:*

The **first time** you use the kettle, do not insert the whistle. Boil water and then empty the kettle. This will eliminate the metallic taste. You may now use the kettle.

Fill the kettle with a maximum of 1.5 liters of water (1 cm below the lower rim of the spout) (fig. 2).

Insert the whistle into the spout with opening A facing upward. Ribbing B on the spout prevents it from being inserted in any other position (fig. 3).

Thanks to its magnetic bottom and special construction, the kettle can be used on all heat sources, including induction (fig. 4).

If the heat source is gas, the flame must burn only under the bottom of the kettle (fig. 5) to prevent damage to the whistle and handle and to optimize gas consumption.

Dripping from the whistle before and after boiling is a normal result of condensation.

When the water boils, the whistle will

sound: turn off the flame and remove the kettle from the heat source. **DO NOT** touch the kettle's hot surfaces: always use the handle.

**To prevent scalding**, wait for the last puffs of steam to come out before you remove the whistle and pour the water (fig. 6). **KEEP THE KETTLE OUT OF REACH OF CHILDREN.**

**When the kettle is empty**, do not put it back on the heat source (especially on electric or glass-ceramic plates which, when switched off, continue to transmit heat for a long time), because this could permanently damage the bottom.

### How to care for your kettle

**KETTLE:** wash by hand, using soap and water. Dry thoroughly with a soft cloth. **DO NOT** wash in the dishwasher.

**WHISTLE:** wash by hand, using soap and water. If it stops whistling after a while because of wear or mineral deposits, you can purchase a replacement at your local Alessi dealer.

**MINERAL DEPOSITS:** If your water is very hard, a mineral deposit may eventually form on the bottom of the kettle. To reduce this mineral deposit, boil a solution containing equal amounts of water and vinegar for about 3 minutes, then empty the kettle. Remember: leaving water in the kettle when not in use causes the mineral deposit to form.




Fig. 2

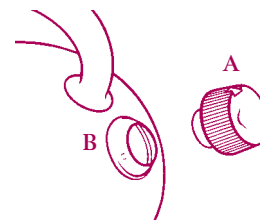


Fig. 3




Fig. 4

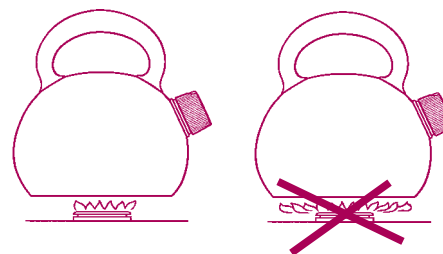


Fig. 5



Fig. 6

**ALESSI**

28882 Crusinallo (VB) Italia  
tel. 0323 868611 fax 0323 641605  
www.alessi.com